


RSA for left hinged external opening door or left hinged internal or external opening gate



LSA for right hinged external opening door or right hinged internal or external opening gate



Gate and Door Benefits

- **Solution to exposed padlocks on any door or gate**
 - Restrict attacks on shackle, hasp, staple and long throw locks.
 - Reduces risk to break-ins from crow bar, pipe wrench and lock picking.
- **Restricts access to shackle or hook from a cordless angle grinder**
 - Increasing your time to react to possible attacks.
 - Reduce the cost of replacing padlock or stolen goods.
 - Save the time and inconvenience of claims.
- **Weather Protective cover**
 - Protects your padlock during snow and rain to prevent seizing or rusting.
 - Helps to increase life span of padlock hasp and staple saving you money.
- **Hook anti lift plate**
 - Restrict gate lifting or removal to help prevent fly tipping.
 - Maintenance of sagging gate is negligible when supported on both hooks.
 - Robust visible barrier to prevent opportunist attacks to main property.

4TRESS4U®

**PADLOCK, SHACKLE, HASP
& STAPLE COVER**

4TRESS4GATES®

**ADJUSTABLE HOOK & BAND
COVER**

Tel: 07847 511 968

Email: sales@4tress4gates.com


<https://www.4tress4gates.com>

Fitting Video




Required Fittings

- 2 x M10 Coach bolts
- 2 x M10 nuts “if fitting cover plate to a door”
- 2 x Anti tamper shear nuts “if fitting cover plate to a gate”
- 1 x Hasp & staple “max width 75 mm”
- 1 x Padlock “Disc & container padlock types recommended”
- 1 x 19 mm Adjustable hook and band **B**



MK7-T PADLOCK, HASP & STAPLE COVER



FOR 19 MM ADJUSTABLE HOOKS

01

Cover plate for 19 mm adjustable hook and band hangers used on timber external opening doors or internal / external opening gates. **B**

Included in your MK7-T kit

One of either!

1 x **Mk7-T Left** side anti lift **L** “for right hinged external opening door or right hinged internal or external opening gate”

1 x **Mk7-T Right** side anti lift **R** “for left hinged external opening door or left hinged internal or external opening gate”

02

fitting product for use as a padlock hasp and staple cover plate

- Position cover plate central between hasp and staple on the door or gate with front flange edge **E** flush with edge of door or gate
- Mark the positions of the 2 x 10 mm squared holes **D** from the left and right flanges of the cover plate onto the door or gate.
- Drill 2 x 10 mm holes and insert 2 x M10 coach bolts through the 2 x 10 mm squared holes on cover plate **D**
- Inside the room secure with 2 x M10 bolts. “See photo **1A**”

03

fitting product for use as a adjustable hook & band cover plate

- Position cover plate central between the adjustable band. **B**
- Slide cover plate so that anti lift plate **A** reaches the furthest point of the main support block **S** which supports the hook **H** to the flat mounting plate. **P**
- If possible leave a 10-20 mm gap between the bottom of the hook **S** and top of anti lift plate **A** “See photos front page **F**”
- Mark the positions of the 2 x 10 mm squared holes from the left and right flanges **D** of the cover plate onto the gate or door.
- Drill 2 x 10 mm holes and push through 2 x M10 coach bolts through the cover plates 2 x 10 mm squared holes **D**.
- Secure with 2 x M10 anti tamper shear nuts on the other side of the gate or 2 x M10 nuts on door installations.

Fitting Video

